

Lesson 3

6

Listen and repeat.

Track 61



They're driving cars.



7

Let's talk.



They're _____.



a



b



c


8

Let's sing!

Track 62



Riding bikes, riding bikes.
They're riding bikes.
Driving cars, driving cars.
They're driving cars.
Sliding, sliding, sliding.
They're sliding.
In the playground.



Unit

12

At the café

Lesson 1

1

Listen and repeat.

Track 63



Aa

grapes

cake

2

Point and say.



table

Lesson 2

3

Listen and chant.

Track 64



A, a, cake.


A, a, cake.

He's having a cake.

A, a, grapes.

A, a, grapes.

She's having grapes.



4

Listen and circle.

Track 65



1



a



b

2



a



b

5

Write and say.



t_ble



gr_pes



c_ke

Lesson 3

6

Listen and repeat.

Track 66



The cake is on the table.

The grapes are on the table.




7

Let's talk.



The _____ is _____.

The _____ are _____.



8

Let's sing!

Track 67



Look at the **cake**.
The **cake** is on the **table**.

Look at the **grapes**.
The **grapes** are on the **table**.

We're having a **cake**.
We're having **grapes**.



Review 3

Phil and Sue

1

Listen and read.



Hello, I'm
Phonic Phil!




... and I'm
Super Sue!



1

Today is Super
Sue's birthday.

The cake is
on the table.



And the grapes are
on the table, too.

2

Do you like the cake?

Yes, I do.



3

Oh, Sue and Kate
are here. They're
riding bikes.

Where's Sue?



4

Happy birthday, Sue!



2

Look again and circle.



grapes

yogurt

cake

yams

riding

sliding

zoo

zebra

1

Listen and tick or cross.

Track 69



1



2



3



4

2

Listen and circle.

Track 70



1 a i 2 y a
3 y z 4 i z

3

Write and say.



1 gr_pes



2 _ams



3 dr_ving



4 _oo

4

Read and tick.



1

They're sliding.

2

The grapes are on the table.

3

A: What do you want?
B: I want some yogurt.



a

b



a

b



a

b

5


Draw a zebra or a zebu. Then ask your friend.



Do you like the _____?

Yes, _____.

No, _____.



6

Write the words.



s_____

r_____

z_____

c_____

y_____

g_____



Unit 13

In the maths class

Lesson 1

1

Listen and repeat.

Track 71



Nn

eleven

$$10 + 1 = 11$$

thirteen

$$10 + 3 = 13$$

$$10 + 4 = 14$$

fourteen

$$10 + 5 = 15$$

fifteen



2

Point and say.




Lesson 2

3

Listen and chant.

Track 72



N, n, eleven.

N, n, thirteen.

How many balls?

Eleven or thirteen?

N, n, fourteen.

N, n, fifteen.

How many dolls?

Fourteen or fifteen?

4

Listen and tick.

Track 73



1

13

11

a

b

2

14

15

a

b

5

Write and say.



11

13

14

15

eleve_

thirtee_

fourtee_

fiftee_

Lesson 3

6

Listen and repeat.



What number is it?

It's eleven.

It's twelve.

What number is it?



7

Let's talk.



What number ____?

_____.

12

a

13

b

14

c

15

d

8

Let's sing!



What number is it?
Eleven, twelve or thirteen?
It's thirteen.

What number is it?
Thirteen, fourteen or fifteen?
It's fifteen.

