

Unit 9

In the grocery store

Lesson 1

1

Listen and repeat.

Track 48



Yy

yogurt

yams

yo-yos

2

Point and say.



Lesson 2

3

Listen and chant. 



Y, y, yo-yos.
Can you see the yo-yos?

Y, y, yams.
Can you see the yams?

Y, y, yogurt.
Can you see the yogurt?



4

Listen and tick. 



1



a



b

2




a



b

5

Look and write. 



__ams



__ogurt



__o__os

Lesson 3

6

Listen and repeat.

Track 51



What do you want?

I want some yams.



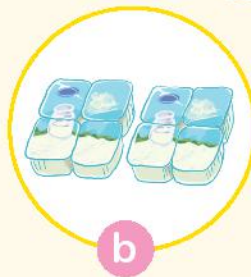
7

Let's talk.



What do you want?

I _____.



8

Let's sing!

Track 52



Yo-yos and yogurt.
I want some yo-yos.
I want some yogurt.

Yams and apples.
Mum wants some yams.
Mum wants some apples.



Unit 10

At the zoo

Lesson 1

ZOO



1

Listen and repeat.


Track 53



Zz



zebu



zebra

2

Point and say.



Lesson 2

3

Listen and chant.

Track 54



Z, z, zoo.
We're at the zoo.

Z, z, zebra.
That's a zebra.

Z, z, zebu.
That's a zebu.



4

Listen and circle.

Track 55



1



a



b

2



a



b

5

Look and write.



__oo



__ebra



__ebu

Lesson 3

6

Listen and repeat.

Track 56



Do you like the zoo?

No, I don't.

Yes, I do.

7

Let's talk.



Do you like the _____?

Yes, _____.

No, _____.



a



b



c

8

Let's sing!

Track 57



We're at the zoo.
Do you like the zebu?
Yes, I do. Yes, I do.

We're at the zoo.
Do you like the zebra?
Yes, I do. Yes, I do.



Fun time 3

1 Circle and match. Then say.



kyogurtklmyamspohzoobvtzebradatyoysmvr



a



b



c



d



e

2 Let's play.



What and where

zebu yogurt zebra

zoo yams

3

Write and say.



1




2



3



4




1. I want some _____.
2. I want some _____.
3. Do you like the _____? No, I don't.
4. Do you like the _____? Yes, I do.

4

Let's play.



Pass the word



Unit

11

In the playground

Lesson 1

Ii

1

Listen and repeat.

Track 58



sliding

riding

driving

2

Point and say.



Lesson 2

3

Listen and chant.

Track 59



I, i, riding.
She's riding a bike.

I, i, driving.
He's driving a car.

I, i, sliding.
They're sliding.



4

Listen and tick.

Track 60



a

b

2



a

b

5

Write and say.



r_ding



dr_ving



sl_ding