

# Review 1

*Phil and Sue*

1

Listen and read.



Hi! I'm  
Phonic Phil!

... and I'm  
Super Sue!



1

Look! Ba's flying  
a kite!



2

Look! Ken's having  
a big pizza!



3

Look! Kate's playing  
with a kitten!



4

Let's look at the sea!



I can see  
a rainbow.

What can  
you see?

2

Look again and circle.



bike

pasta

pizza

sail

sea

rainbow

road

kitten



1

Listen and tick.

Track 23





1

a  b

2

a  b

3




a  b

2

Listen and circle.

Track 24



1 s r      2 r p  
3 p k      4 s k

3

Write and say.



1 \_opcorn



2 \_itten



3 \_and



4 \_ainbow



4

Read and tick.



1 Let's look at the river!

2 A: Is she flying a kite?  
B: Yes, she is.

3 A: What can you see?  
B: I can see a road.



a  b



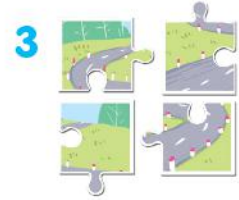
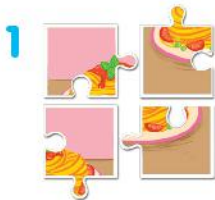
a  b



a  b

5

Guess, read and circle. Then say.



- a. The pasta is yummy.
- b. The pizza is yummy.
- a. I can see a sail.
- b. I can see a rainbow.
- a. Let's look at the sea!
- b. Let's look at the road!

6

Write the words.



# Unit

# 5

# In the classroom

## Lesson 1

1

Listen and repeat.

Track 25



Qq

? question



square

quiz

QUIZ

2

Point and say.





# Lesson 2

3


Listen and chant. 



Q, q, a square.  
He's colouring a square.

Q, q, a question.  
He's answering a question.

Q, q, a quiz.  
She's doing a quiz.




4


Listen and tick. 



1




a




b

2




a



b

5

Look and write.



s\_uare



\_uiz



\_uestion

# Lesson 3

6

Listen and repeat.

Track 28



What's she doing?

She's colouring a square.

What's he doing?

He's doing a quiz.



7

Let's talk.



What's \_\_\_\_\_?

\_\_\_\_\_.



a



b



c

8

Let's sing!

Track 29



What's he doing?  
He's doing a **quiz**.

What's he doing?  
He's colouring a **square**.

What's she doing?  
She's answering a **question**.





# Unit

# 6

# On the farm

## Lesson 1

1

Listen and repeat.

Track 30



x x

box

fox

ox

2

Point and say.





## 3

Listen and chant.

Track 31



X, x, a box.


I can see a box on the farm.

X, x, a fox.

I can see a fox on the farm.

X, x, an ox.

I can see an ox on the farm.



## 4

Listen and circle.

Track 32



1

a

b

2

a

b

## 5

Look and write.



fo\_\_



o\_\_



bo\_\_



# Lesson 3

6

Listen and repeat.

Track 33



Is there a fox?

Yes, there is.



Is there a fox?

No, there isn't.



7

Let's talk.



Is there a \_\_\_\_\_?

Is there an \_\_\_\_\_?

Yes, \_\_\_\_\_.

No, \_\_\_\_\_.



a



b



c

8

Let's sing!

Track 34



Is there a fox? Is there a fox?  
Yes, there is. Yes, there is.  
There's a fox in the box.

Is there an ox? Is there an ox?  
No, there isn't. No, there isn't.  
There isn't an ox on the farm.




# Fun time 2

1

Rearrange the letters to make words. Then say.



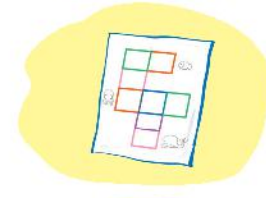
1. aqsuer \_\_\_\_\_



2. ofx \_\_\_\_\_



3. uziq \_\_\_\_\_



4. xbo \_\_\_\_\_



2

Let's play.



Bingo

<del>quiz</del>	<del>rainbow</del>	<del>square</del>
box	road	fox
ox	sail	question