



UNIT 7: CLASSROOM INSTRUCTIONS

A. VOCABULARY:

Sit down
/sit daʊn/
: ngồi xuống




Stand up
/stænd ʌp/
: đứng lên




Open your book
open your book
: mở sách ra




Close your book
/kləʊz jər bʊk/
: gấp sách lại



Go out /gəʊ aʊt/
: đi ra ngoài



Speak
/spi:k/: nói



Come in
/kʌm in/: đi vào



May /meɪ/
: xin phép làm gì



Can /kæn/
: có thể



Please /plɪz/
: xin vui lòng





B.SENTENCE PATTERNS:

1.Câu mệnh lệnh

- Sit down, please. (Xin vui long ngồi xuống.)

2. Xin phép để được làm gì- May I come in? (Tôi có thể vào không?)


- May I go out? (Tôi có thể ra ngoài không?)

->Yes, you can. (Vâng, bạn có thể.)


->No, you can't. (Không, bạn không thể.)

C.EXERCISES:


Exercise 1. Look and circle the correct answer.




Go out / come in




Sit down / stand up



Open / Close



Come in / go out



Close / Open



Stand up / Sit down



Exercise 2. Look and tick or cross


1.



Sit down



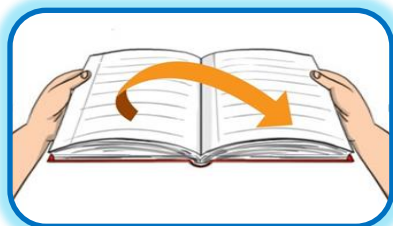
2.



Go out




3.



Open



4.



Come in



5.



Speak



6.



Stand up




Exercise 3. Fill in the missing letter.



1. Stan__ up



2. C__me in



3. S__eak



4. Go o__t




Exercise 4. Unscramble the words.

0. dants pu
-> Stand up

1.og tou
-> _____


2.moce ni
-> _____



3.pesak
-> _____

4.tis wond
-> _____

5.pone
-> _____



Exercise 5. Complete the sentence.

Close

please

speak

May

book

0. Sit down, please.

1. Open your _____

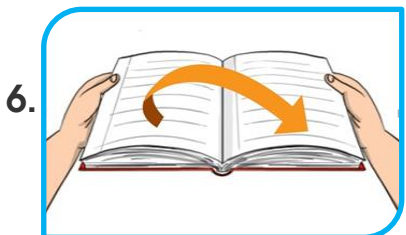

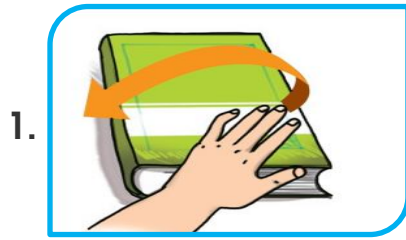
2. _____ your book.

3. _____ I come in?

4. May I _____ Vietnamese?



Exercise 6. Read and match



A. Speak


B. come in

C. Open your book

D. Close your book

E. Sit down

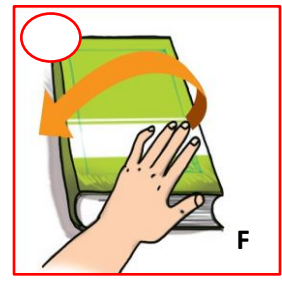
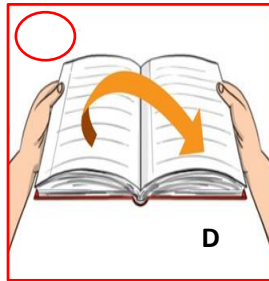
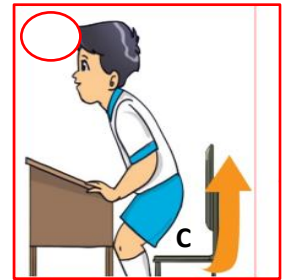

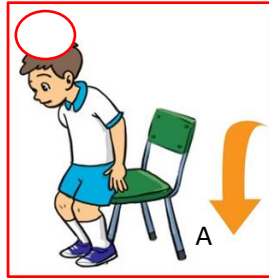
F. Stand up





Exercise 7. Read and number the correct pictures.


1. Open your book.
2. May I come in?
3. Close your book?
4. Sit down, please.
5. May I go out?
6. Stand up, please.



Exercise 8. Look and write the correct answers.



Speak





Exercise 9. Rearrange the words to make the correct sentences.

1. please/ up, / Stand/.

-> _____

2. come/ I/ May/ in/?

-> _____

3.your/ Close/ please/ book,./.

-> _____

4.down, / please / Sit/ .

-> _____

5. out/ May/ go/ I/?

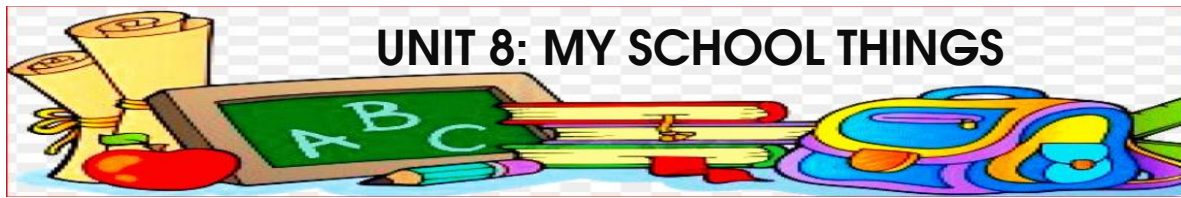
-> _____

6.Vietnamese/ I/ speak/ May/?

-> _____

7. aloud, / please/ Read/.

-> _____




A. VOCABULARY:


Pen /pen/
:cây bút



Notebook /'nəʊt.bʊk/
:quyển vở



Ruler /'ru:l.ə/ /
:cây thước



Pencil /'pen.səl/
:Bút chì



Book /bʊk/
: quyển sách



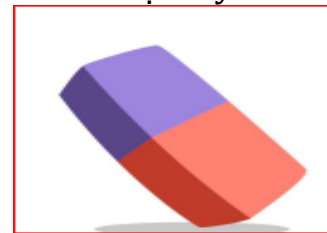
Pencil case
/'pen.səl keɪs/:Hộp bút



School bag /'sku:l.bæg/
:Cái cặp



Rubber /'rʌb.ə/ /
:cục tẩy



School things
/'sku: θɪŋz/
:Đồ dùng học tập



B.SENTENCE PATTERNS:

1. Giới thiệu mình có thứ gì.

-I have a schoog bag. (Tôi có một cái cặp.)

2. Hỏi xem ai đó có đồ gì hay không


-Do you have a rubber? (Bạn có một cục tẩy phải không?)

->Yes, I do. / No, I don't.




C. EXERCISES:


Exercise 1. Look and tick ✓ or cross ✗

1. 

pencil

2. 

notebook

3. 

ruler

4. 


pen

5. 


pencils

6. 

School bag

7. 

notebook


8. 

rubber



Exercise 2. Fill in the blank with the correct letter.

0. rubber



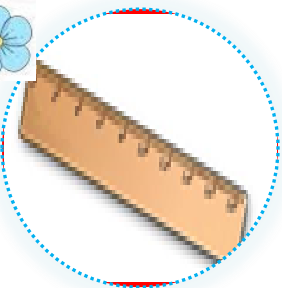
1. pencil caue



2. school bag



3. ruler



4. book



5. quen



Exercise 3. Unscramble the words.

0. koob

->



book

3. cilnep

->



1. lerru

->

4. nep

->

2. nebookto

->

6. cilpen cesa

->

Exercise 4. Look and write the correct answers.

0.



School thing

1.



2.

